







Spring

Let's look around us and see what's growing!

We shall also be learning about the Coronation of Charles III.

Year R
Summer Term

Key Texts



Key Vocabulary:

coronation	grow	seed	dandelion
King	bud	beanstalk	bloom
Queen	shoot	giant	tulips
procession	blossom	garden	bluebells
robe	growing	seedling	daisies
crown	soil	plant	daffodils
sceptre	water	tree	catkins

Key Content

We will find out about the signs of Spring and look for evidence in our school grounds. This includes looking for blossom, shoots, birds making nests, daffodils and other Spring flowers. We will listen out for bird song and buzzing insects. We will think about what the weather is like in the Spring.

We will find out about how to plant seeds; what we need and how we should look after them. We will make observations of them as they grow.

We will go on a minibeast hunt to our wildlife area to find out what minibeasts are and where they like to live. We will find out about the life cycles of frogs and caterpillars.

We will find out about the coronation of Charles III and what it means. We will design crowns and robes and write invitations for our own coronation.

Enquiry Skills and Concepts

- In this topic, the children will investigate these questions:

What are the signs of Spring and can we find them in our school grounds?

What are minibeasts and can we find any?

What are plants and trees doing during Spring?

What is happening in our pond during Spring?

What do we need to grow a seed?

How do we look after plants to help them grow?

What is a coronation?

Who is being crowned?

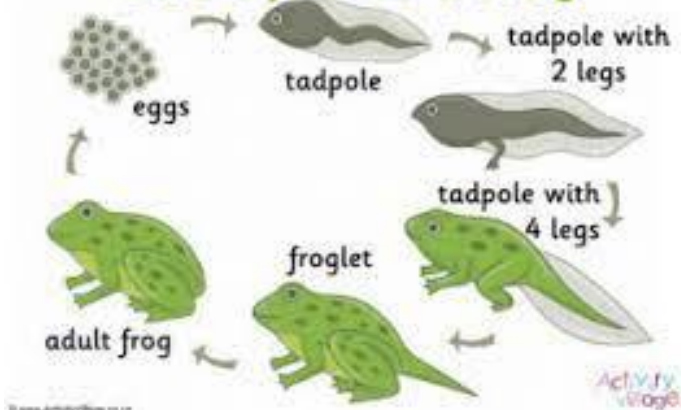
What is a procession

We will use non-fiction books too!



Look at how this bean grows.

Life Cycle of a Frog



Have you spotted any signs of spring yet?